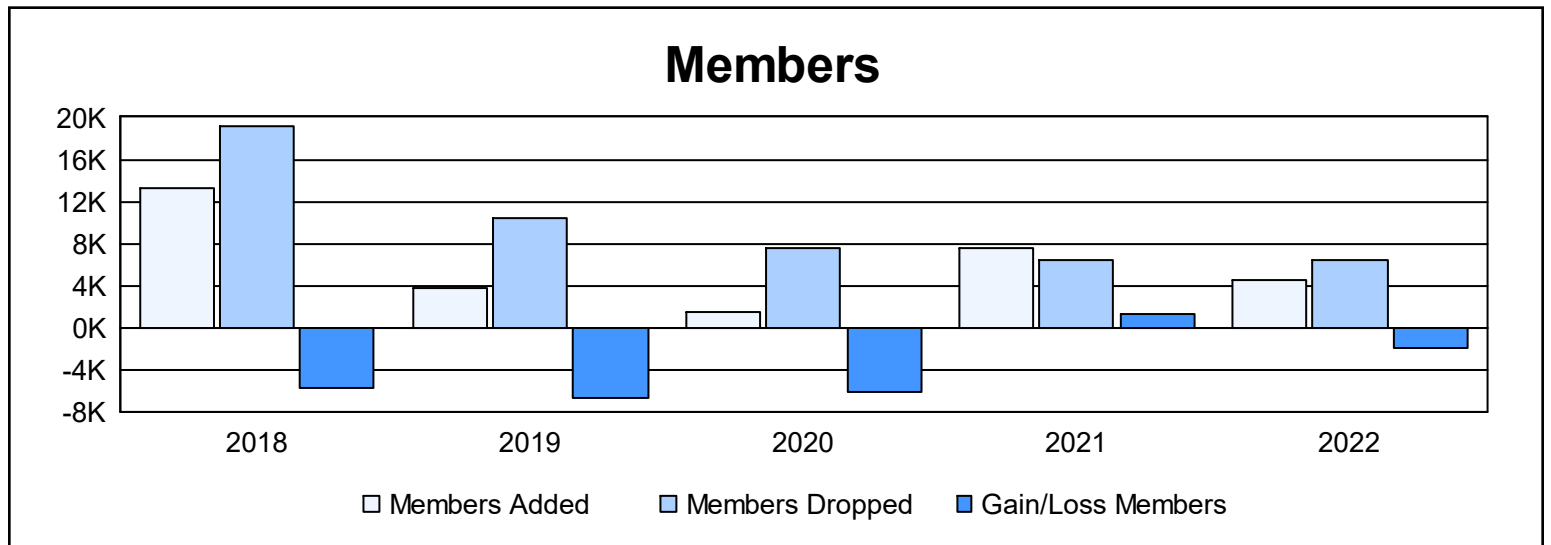
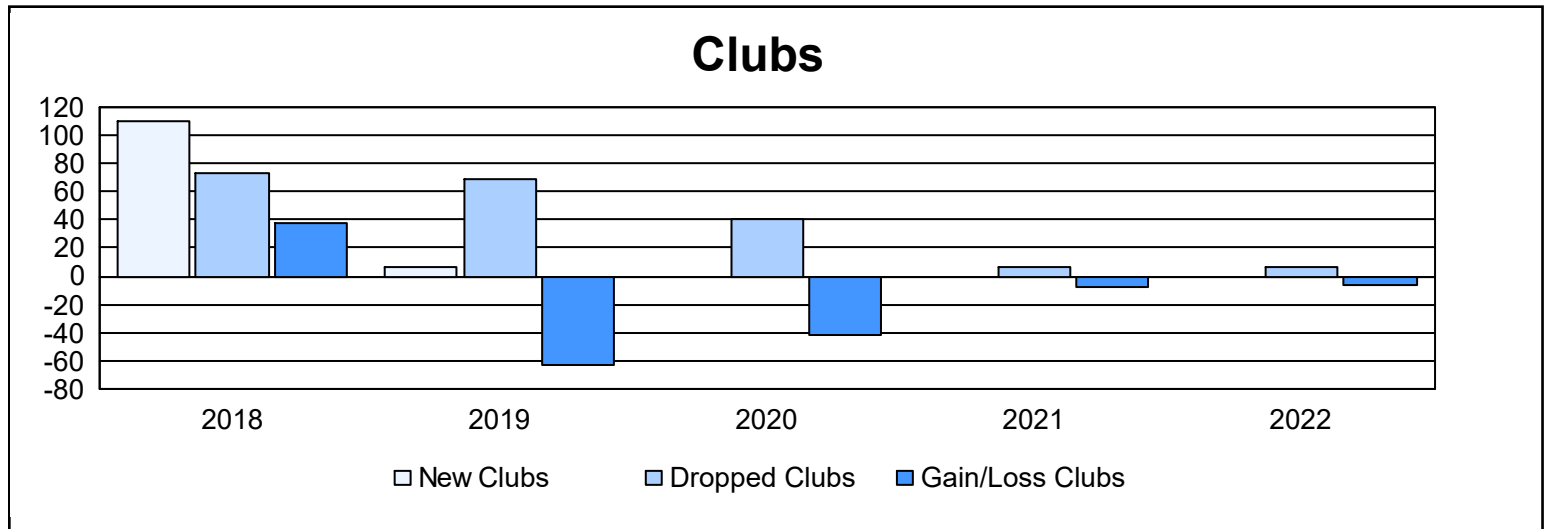
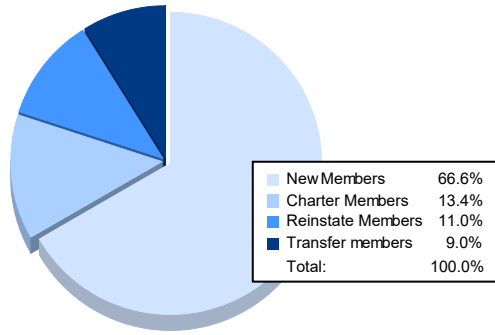


Year	New Clubs	Dropped Clubs	Gain/ Loss Clubs	New Members	Charter Members	Reinstate Members	Transfer Members	Total Member Added	Total Members Dropped	Gain/ Loss Members
2017-2018	110	73	37	7,296	4,870	751	377	13,294	19,061	-5,767
2018-2019	6	69	-63	2,165	912	281	415	3,773	10,400	-6,627
2019-2020	0	41	-41	83	578	340	380	1,381	7,486	-6,105
2020-2021	0	7	-7	5,778	648	451	692	7,569	6,340	1,229
2021-2022	0	6	-6	3,006	605	498	404	4,513	6,394	-1,881
Average	23	39	-16	3,666	1,523	464	454	6,106	9,936	-3,830



Membership Composition June 2022 Cumulative



Gender Composition June 2022 Cumulative

